

E N | **BULDOG 5, BULDOG 3, PONY, CINDY**

Wide-belt sanders

# Power in robust construction



Wide-belt sanders

## Simplicity, reliability, and quality of all sanding technologies

**BULDOG 5** 630 / 910 / 1100 / 1300

**BULDOG 3** 650 / 950 / 1100

We offer high-quality wide belt sanders which are characterised by their simple use. Modular construction allows you to choose ideal equipment with regard to the intended use. Using of these machines is safe and universal.

You can sand solid wood, veneer surface or other materials.



## Features

- Sanding wood-based materials
- Sanding width up to **1300 mm**
- Motor power up to **11 kW**
- Can be fitted with various aggregates

## Applications

- Sanding of massif, veneer surfaces, and varnishes
- Buldog machines are suitable for small and medium-sized woodworking facilities




### → Introduction

Standard and Optional equipment

Technical Specifications

HOUFEK technological solutions

# STANDARD AND OPTIONAL EQUIPMENT



## Standard equipment

- Sliding sanding unit type F(\*), sanding unit type R, sanding unit type C + two position fixed pad
- 1st unit spiral cutterhead Ø 180 mm
- 2nd sanding unit - two position rubbered roller Ø 160 mm, 90Sh
- 3rd sanding unit - two position rubbered roller Ø 160 mm, 45Sh
- Divided infeed pressure segments for unit „F“
- Outfeed pressure bar for unit „F“
- Control of sanding pad from the front panel
- Sanding belt size 650 x 1900, 930 x 1900, 1120 x 1900, 1320 x 1900 mm
- Motorized table height adjustment
- Automatic star / delta switch
- Control of the 2nd and 3rd sanding unit from front panel including pad, pneumatic lifting
- Amperimeters for motors of sanding units
- Infrared sensor control of sanding belt oscillation
- Pressure switch 3,5 - 4,0 bar
- Workpiece thickness measuring - positioner
- Electronic measuring of table position with digital display
- Two feed belt speeds 4,5/9 m/min
- Rubbered pressure rollers
- Main motor pneumatic disc brake
- Sanding belts
- Noise reduction features

## Optional equipment

- Motor 11 kW (15 HP, 15 kW (20 HP), 18,5 kW (25 HP)
- Two speed motor for sanding belt - 9 / 18 m/s - max. 11 kW
- Two speed motor for table height adjustment
- Feed belt motor frequency inverter - speed 3 - 15 m/min
- Sanding belt motor frequency inverter - speed 3 - 24 m/s
- NC machine control, colour Touchscreen 10,1"
- Automatic table height adjustment
- Flat feeding belt
- Rubbered roller Ø 160 mm, 30, 45, 60, 90 Sh
- Grooved steel roller Ø 160 mm
- Two position pneumatic pad with ascent and descent
- Two position pneumatic pad with synchronization of pad raise and fall and variable feed speed 3 - 15 m/min, feed belt inverter included
- Two position segmented pneumatic pad with ascent and descent, segment width 50 mm
- Two position segmented pneumatic pad with synchronization of pad raise and fall and variable feed speed 3-15 m/min, feed belt inverter included, segment width 50 mm
- Fine manual setting of table height
- Timed air cleaning device for sanding belt
- Timed air cleaning device for sanding belt with moving jets
- Divided outfeed pressure segments for unit „F“
- Automatic feed belt tracking

- Automatic workpiece thickness measuring - table positioner
- Pressure bars for sanding short workpieces Sanding belt length 2200 mm ( machine height + 200mm )
- Table lift 220 mm
- Mechanical limitation of maximum material removal
- Front / rear extension table
- Ionizing bar
- Module for workpiece cleaning by rotating brush Ø 150 mm, 1,5 kW (2 HP)
- Module for workpiece cleaning by oscillation blower
- Module for feed belt cleaning
- Vacuum table
- Pneumatic blast gate Ø 150 mm
- Pneumatic blast gate Ø 180 mm (only for width 1300 mm)
- Vacuum pump for width 630, 910, 1100, 1300 mm + silencer

# TECHNICAL SPECIFICATIONS



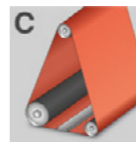
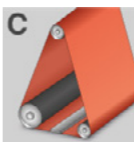


WIDE-BELT SANDERS

## Buldog 5

### BULDOG 5 WIDE BELT SANDER

		630	910	1010	1100	1300
Max. working width	mm	630	910	1010	1100	1300
Min. - max. working height	mm	3 - 160	3 - 160	3 - 160	3 - 160	3 - 160
Feed belt speed	m/min	4,5 / 9	4,5 / 9	4,5 / 9	4,5 / 9	4,5 / 9
Motor	kW	7,5	11	11	11	11
Sanding belt (L x W)	mm	1900 x 650	1900 x 930	1900 x 1030	1900 x 1120	1900 x 1320
Contact roller diameter	mm	160	160	160	160	160
Sanding belt speed	m/s	18	18	18	18	18
Machine dimensions (L x W x H)	mm	1360 / 1710 / 2410 x 1260 x 2160	1360 / 1710 / 2410 x 1540 x 2160	1360 / 1710 / 2410 x 1640 x 2160	1360 / 1710 / 2410 x 1730 x 2160	1360 / 1710 / 2410 x 1930 x 2160
Weight	kg	1000 - 3200				


## UNIT CONFIGURATION



- UNIT R, C
- PLANNING ROLLER F
- UNIT OSCILLATION

- DESK POSITIONER

## STANDARD AND OPTIONAL EQUIPMENT



### Standard equipment

- 1. sanding unit type R
- 2. sanding unit type C + mechanically adjustable pad
- 1st rubbered roller Ø 120 mm, 90Sh
- 2nd rubbered roller Ø 120 mm, 45Sh
- Sanding belt size 650 x 1900, 950 x 1900, 1120 x 1900 mm
- Motorized table height adjustment
- Automatic star / delta switch
- Control of the sanding roller for the unit from the front panel, pneumatic lifting
- Amperemeters for motors of sanding units
- Infrared sensor control of sanding belt oscillation
- Workpiece thickness measuring - positioner
- Electronic measuring of table position with digital display
- Two feed belt speeds 4,5/9 m/min
- Rubbered pressure rollers
- Main motor pneumatic discs brake
- Sanding belts
- Noise reduction features

### Optional equipment

- Motor 7,5 kW (10 HP), 11 kW (15 HP), 15 kW (20 HP) - only for width 1100
- Two speed motor for sanding belt - 9 / 18 m/s - max. 11 kW
- Feed belt motor frequency inverter - speed 3 - 15 m/min
- Sanding belt motor frequency inverter - speed 3 - 24 m/s
- Rubbered roller Ø 120 mm, 30, 45, 60, 90 Sh
- Grooved steel roller Ø 120 mm
- Pneumatic timed pad with ascent and descent
- Timed air cleaning device for sanding belt
- Timed air cleaning device for sanding belt with moving jets
- Automatic feed belt tracking
- Pressure switch 3,5 - 4,0 bar
- Mechanical limitation of maximum material removal
- Front / rear extension table 300 mm
- Pneumatic blast gate Ø 150 mm

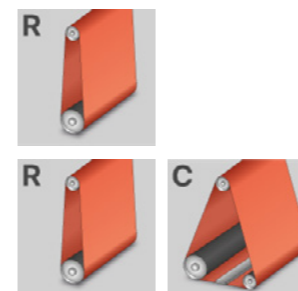
## TECHNICAL SPECIFICATIONS

WIDE-BELT SANDERS  
**Buldog 3**

### BULDOG 3 WIDE BELT SANDER

		650	950	1100
Max. working width	mm	650	950	1100
Min. - max. working height	mm	3 - 160	3 - 160	3 - 160
Feed belt speed	m/min	4,5 / 9	4,5 / 9	4,5 / 9
Motor	kW	5,5	7,5	11
Sanding belt (L x W)	mm	1900 x 650	1900 x 950	1900 x 1100
Contact roller diameter	mm	120	120	120
Sanding belt speed	m/s	18	18	18
Machine dimensions (L x W x H)	mm	1400 / 1700 x 1250 x 1900	1400 / 1700 x 1550 x 1900	1400 / 1700 x 1700 x 1900
Weight	kg		800 - 1450	

### UNIT CONFIGURATION



1. UNIT R, C
2. RUBBERED PRESSURE ROLLERS
3. UNIT OSCILLATION

4. DESK POSITIONER



Wide-belt sanders

## Simple and safe operation coupled with small dimensions

**PONY** 430 / 630

**CINDY** 300 / 400

We offer high-quality wide belt sanders which are characterised by their simple use. Modular construction allows you to choose ideal equipment with regard to the intended use. Using of these machines is safe and universal.

You can sand solid wood, veneer surface or other materials.

### → Introduction

Standard and Optional equipment

Technical Specifications

HOUFEK technological solutions




## Features

- Sanding wood-based materials
- Sanding width up to **630 mm**
- Motor power up to **5,5 kW**
- The smallest wide-belt sanders produced in Europe

## Applications

- suitable for small joinery operation or for machining (calibration and completion works) smaller parts of massif wood.

## STANDARD AND OPTIONAL EQUIPMENT



### Standard equipment

- One sanding unit type C - one grooved steel roller + adjustable pad
- Grooved steel roller Ø 120 mm
- Sanding belt size 450 x 1600, 650 x 1600 mm
- Motorized table height adjustment
- Manual star / delta switch
- Amperemeter for motor of sanding unit
- Infrared sensor control of sanding belt oscillation
- Mechanical measuring of table position
- Two feed belt speeds 4,5 / 9 m/min
- Electromagnetic brake of main motor
- Sanding belt

### Optional equipment

- Automatic star / delta switch
- Rubbered roller 45, 60, 90 Sh, Ø 120 mm
- Electronic measuring of table position with digital display
- Automatic feed belt tracking
- Pressure switch 3,5 - 4,0 bar
- Timed air cleaning device for sanding belt
- Workpiece thickness measuring - positioner
- Pneumatic blast gate Ø 150 mm

## TECHNICAL SPECIFICATIONS

WIDE-BELT SANDERS

**Pony**

### PONY WIDE BELT SANDER

		430	630
Max. working width	mm	430	630
Min. - max. working height	mm	3 - 160	3 - 160
Feed belt speed	m/min	4,5 / 9	4,5 / 9
Motor	kW	4	5,5
Sanding belt (L x W)	mm	1600 x 450	1600 x 650
Contact roller diameter	mm	120	120
Sanding belt speed	m/s	18	18
Machine dimensions (L x W x H)	mm	1200 x 850 x 1750	1200 x 1050 x 1750
Weight	kg	550 - 582	

### UNIT CONFIGURATION



1. UNIT R
2. UNIT OSCILLATION
3. AUTOMATIC CENTERING OF FEEDING BELT

4. RUBBERED ROLLER

Introduction





→ **Standard and Optional equipment**

→ **Technical Specifications**

HOUFEK technological solutions



## STANDARD AND OPTIONAL EQUIPMENT



### Standard equipment

- 2 rubbered rollers Ø 160 mm, 45 and 90Sh
- Sanding belt size 330x 1900, 430 x 1900 mm
- 1 pc straight pad and 1 pc bevelled pad
- Fixed table height, height adjustable sanding unit (upper part of the machine)
- Automatic star / delta switch
- Amperemeters for motors of sanding units
- Infrared sensor control of sanding belt oscillation
- Electronic measuring of table position with digital display
- Two feed belt speeds 4,5 / 9 m/min
- Rubbered pressure rollers
- Pneumatic brake of main motor
- Pneumatic belt tensioning
- Sanding belts
- Noise reduction features

Introduction

→ **Standard and Optional equipment**

→ **Technical Specifications**

HOUFEK technological solutions

### Optional equipment


- Motor 7,5 kW (10 HP)
- Two speed motor of sanding belt - 9 / 18 m/s
- Two speed motor for unit height adjustment
- Feed belt motor frequency inverter - speed 3 - 15 m/min
- Sanding belt motor frequency inverter - speed 3 - 24 m/s
- Rubbered roller Ø 160 mm, 30, 45, 60, 90 Sh
- Grooved steel roller Ø 160 mm
- Pneumatic mechanically controlled pad
- Pneumatic timed pad with ascent and descent
- Two position pneumatic timed pad with ascent and descent
- Timed air cleaning device for sanding belt or with moving jets
- Pressure switch 3,5 - 4,0 bar
- Automatic feed belt tracking
- Workpiece thickness measuring - positioner
- Automatic workpiece thickness measuring - positioner
- Pressure bars for sanding short workpieces
- Mechanical limitation of maximum material removal
- Support for workpiece sliding - length 1,2 / 5,2 m
- Module for workpiece cleaning by rotating brush Ø 150 mm, 1,5 kW (2 HP)
- Module for workpiece cleaning by oscillation blower
- Vacuum table
- Vacuum pump + silencer
- Pneumatic blast gate Ø 150 mm

## TECHNICAL SPECIFICATIONS

### CINDY WIDE BELT SANDER

		300	400
Max. working width	mm	300	400
Min. – max. working height	mm	3 – 200	3 – 200
Feed belt speed	m/min	4,5 / 9	4,5 / 9
Motor	kW	5,5	2 × 5,5
Sanding belt (L x W)	mm	1900 x 330	1900 x 430
Contact roller diameter	mm	160	160
Sanding belt speed	m/s	18	18
Machine dimensions (L x W x H)	mm	1500 / 1850 x 850 x 2400	1500 / 1850 x 950 x 2400
Weight	kg	710 – 890	

### UNIT CONFIGURATION



1. UNIT R, C
2. RUBBERED SANDING ROLLER
3. AUTOMATIC CENTERING OF FEEDING BELT

4. UNIT OSCILLATION

WIDE-BELT SANDERS

**Cindy**



# HOUFEK technological solutions

Houfek wide-belt sanders can be fitted with various aggregates for sanding of massif, veneer surfaces, MDF or base putties and varnishes.


The production line BULLDOG, PONY and CINDY wide-belt sanders represent machines of modular construction, which allows arranging various machines based on customer's requirements.

On customer's request, these standard-delivered groups may be completed or adjusted by further accessories expanding or adjusting their work options (including higher power of driving motors).




		PONY		CINDY	
		Standard	Optional	Standard	Optional
Sanding belt length	mm	1600	-	1900	-
Sanding roller diameter	mm	120	-	160	-
Sanding belt motor power	kW	4 / 5,5	-	5,5	7,5
Sanding belt speed	m/s.	18	-	18	3 - 24

		BULLDOG 3		BULLDOG 5	
		Standard	Optional	Standard	Optional
Sanding belt length	mm	1900	-	1900	2200
Sanding roller diameter	mm	120	-	160	-
Sanding belt motor power	kW	5,5 / 7,5 / 11	15	7,5 / 11	15 / 18,5
Sanding belt speed	m/s.	18	3 - 24	18	3 - 24



		PONY		CINDY	
		Standard	Optional	Standard	Optional
Sanding belt length	mm	1600	-	1900	-
Sanding roller diameter	mm	120	-	160	-
Sanding belt motor power	kW	4 / 5,5	-	5,5	7,5
Sanding belt speed	m/s.	18	-	18	3 - 24
Sanding pad - solid		•	-	•	-
Sanding pad - pneumatic / segmented	mm	-/-	-	-/-	•/-

		BULLDOG 3		BULLDOG 5	
		Standard	Optional	Standard	Optional
Sanding belt length	mm	1900	-	1900	2200
Sanding roller diameter	mm	120	-	160	-
Sanding belt motor power	kW	5,5 / 7,5 / 11	15	7,5 / 11	15 / 18,5
Sanding belt speed	m/s.	18	3 - 24	18	3 - 24
Sanding pad - solid		•	-	•	-
Sanding pad - pneumatic / segmented	mm	-	•/-	-	•/30 / 50



		BULLDOG 3		BULLDOG 5	
		Standard	Optional	Standard	Optional
Cutterhead diameter	mm	-	-	180	-
Cutterhead motor power	kW	-	-	7,5 / 11	15 / 18,5
Input split pressure segments		-	-	•	-
Output split pressure segments		-	-	-	•

Introduction

Standard and Optional equipment

Technical Specifications

→ HOUFEK technological solutions







**We export to 45 countries  
worldwide.  
Our machines run also  
in overseas states.**



**Houfek a.s.**  
**Obora 797**  
**582 82 Golčův Jeníkov**  
**Czech Republic**



+420 569 430 700  
+420 737 243 917  
+420 737 243 911



export@houfek.com



www.houfek.com



EUROPEAN UNION  
European Regional Development Fund  
Operational Programme Enterprise  
and Innovations for Competitiveness

